

Crystal Clock Oscillator

■ 2725T Data Sheet (For wireless LAN)

Application

- For wireless LAN

Features

- A high-precision type. Best suited for wireless LAN-compliant information terminal devices.
- Compact and light. Dimensions : 5.0 x 3.2 x 1.0 mm, weight : 0.06 g.
- Automatic mounting by taping and IR reflow (lead-free) are possible.
- Lead-free.



RoHS Compliant
Directive 2011/65/EU
Directive (EU) 2015/863

Pb free

1. Item : Crystal Clock Oscillator
2. Type : 2725T
3. Nominal Frequency : 22 MHz, 40 MHz, 44 MHz
4. NDK Spec. No. : See Table.1

5. Maximum Ratings

	Item	Ratings			Notes
		min	max	Units	
1	Supply Voltage	-0.5	+7.0	V	
2	Input Voltage	-0.5	$V_{CC}+0.5$	V	
3	Output Current	-25	+25	mA	
4	Storage Temperature Range	-55	+125	°C	

6. Electrical Specifications

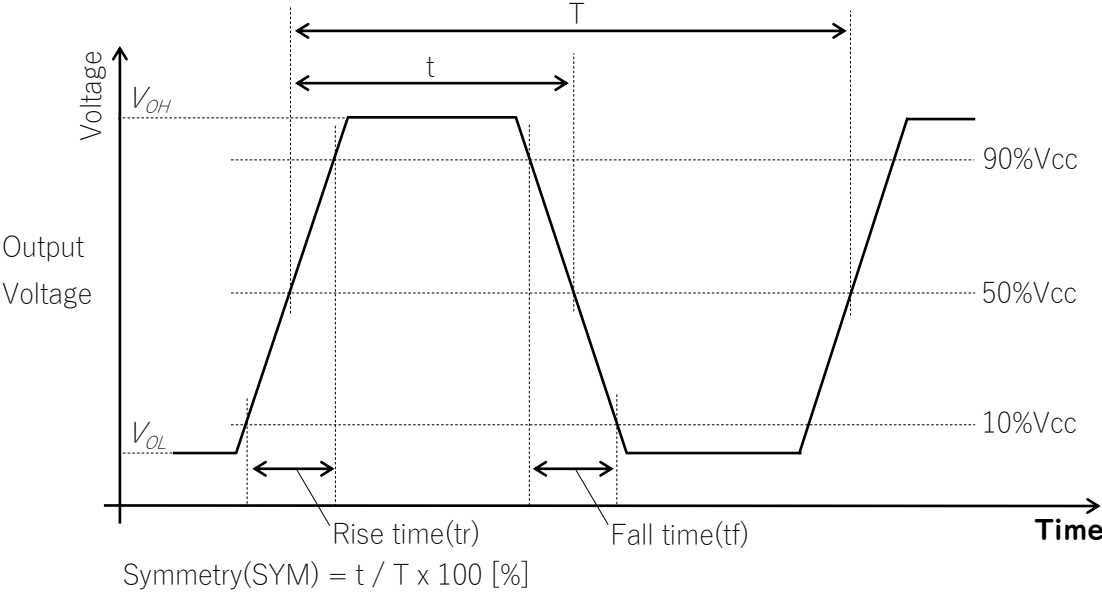
	Parameters	SYM	Electrical Spec.				Notes
			min	typ	max	Units	
1	Nominal Frequency	f_{nom}		22		MHz	
				40		MHz	
				44		MHz	
2	Supply Voltage	V_{CC}	3.2	3.3	3.4	V	
3	Current Consumption (Operating)	I_{CC}	See Table.1				at 25 °C
4	Current Consumption (Stand-by)	I_{ST}	See Table.1				at 25 °C
5	Output Level	-	CMOS				
6	Load Capacitance	C_L			15	pF	
7	Operating Temperature Range	T_{opr}	-10		+70	°C	
8	Overall Frequency Tolerance	$\Delta f/f_{nom}$	-25		+25	ppm	*1
9	Output Voltage	V_{OL}			$0.1 V_{CC}$	V	
		V_{OH}	$0.9 V_{CC}$			V	
10	Rise Time(t_r), Fall Time(t_f)	t_r/t_f			5	ns	$0.1 V_{CC} \sim 0.9 V_{CC}$
11	Symmetry	SYM	45		55	%	at $1/2 V_{CC}$
12	Start-up Time	t_{su}	See Table.1				
13	Output Wave Form	-	Square wave				
14	Stand-by Function		#1 PAD input			# 3 PAD output	
			H level ($0.7 V_{CC}$ to V_{CC}) or open			Operating	
			L level ($0.3 V_{CC}$ max)			High impedance	

*1 Inclusive of Freq. tolerance (at 25 °C), frequency/temperature characteristics, frequency/voltage coefficient.

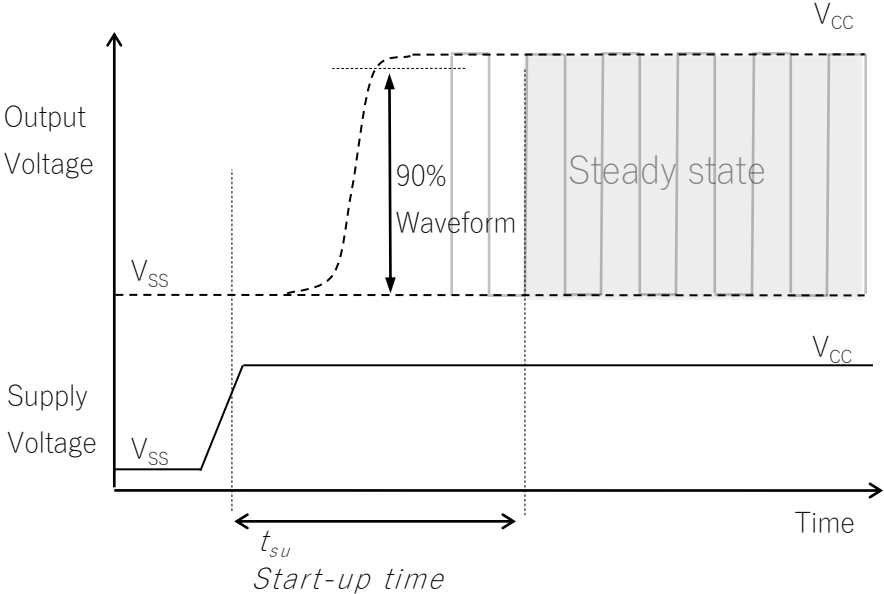
Table.1 NDK Spec. No. List

Nominal Frequency [MHz]	Current Consumption (Operating)	Current Consumption (Stand-by)	Start-up Time [ms]	NDK Spec.
22	15 mA	10 μ A	4	NSA6046A
40	22 mA		10	NSA6045A
44		6 mA	NSA6044A	

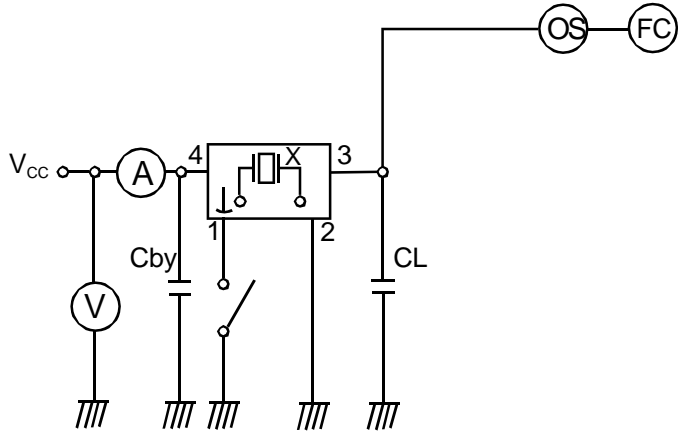
Output Voltage



Start-up Time



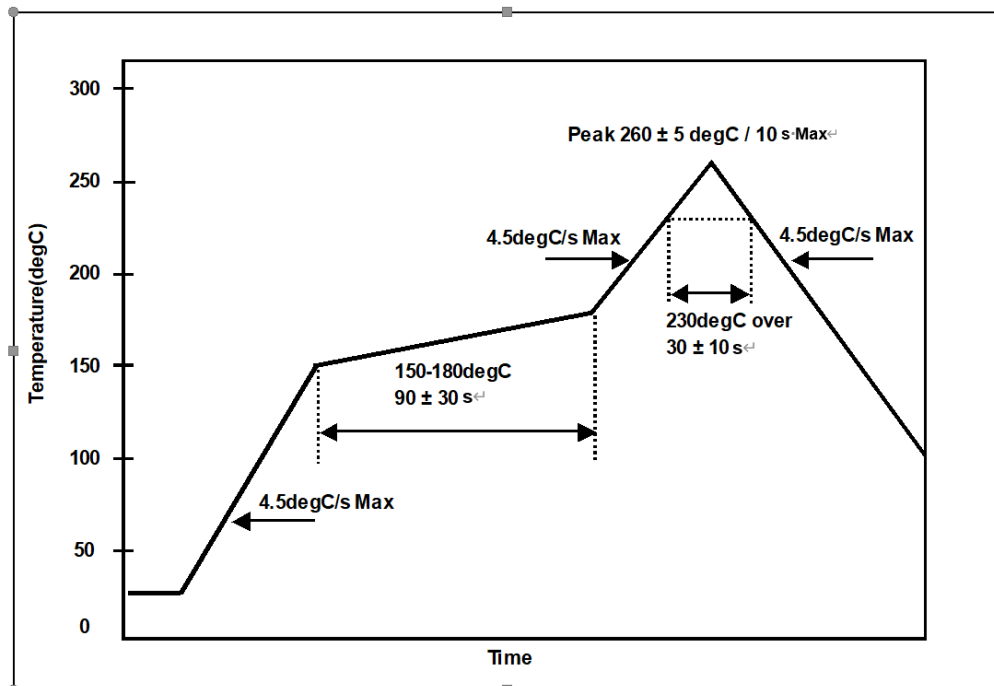
Measuring circuits



CL ; 15pF MAX including input capacity of oscilloscope
Cby ; Bypass capacitor (0.01uF)

7. Prohibited items

Example For Soldering Conditions (The below graph corresponds to Pb free solder)



Be sure to use the product under the following conditions. Otherwise, the characteristics deterioration or destruction of the product may result.

(1) Reflow soldering heat resistance

Peak temperature: 265 °C, 10 s

Heating: 230 °C or higher, 40 s

Preheating: 150 °C to 180 °C, 120 s

Reflow passage times: 3 times

(2) Manual soldering heat resistance

Pressing a soldering iron of 410 °C on the terminal electrode for 4 s. (twice)

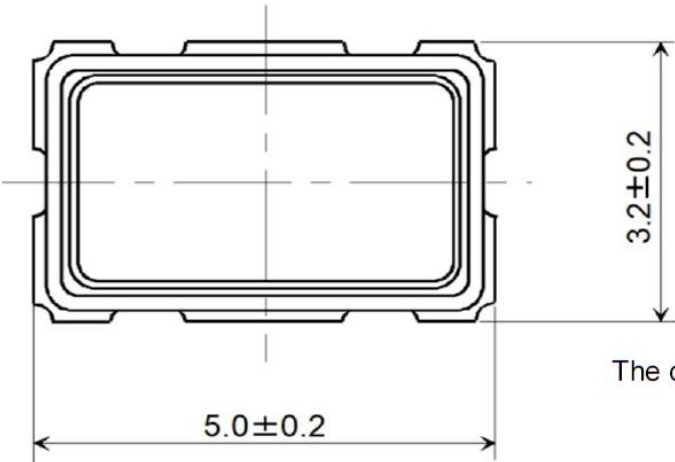
8. Electrostatic Discharge

MM: 200 V

HBM: 2000 V

■ Dimension of External

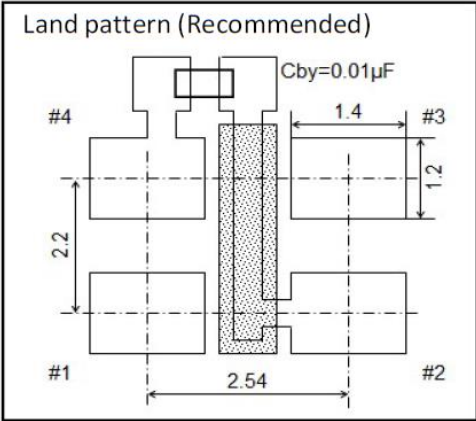
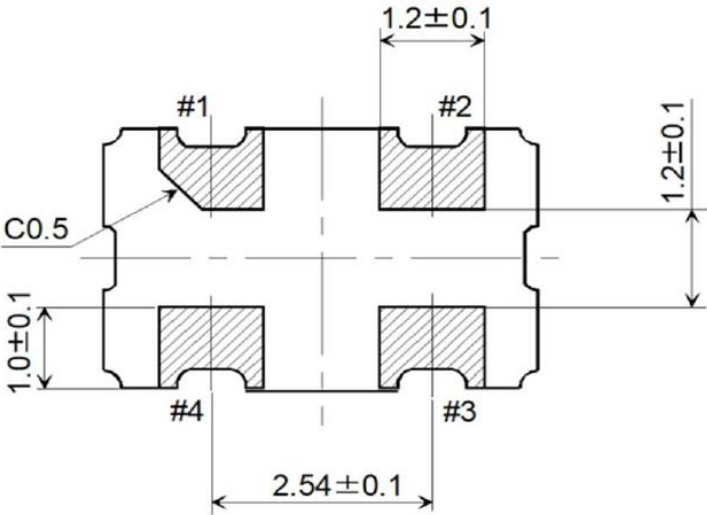
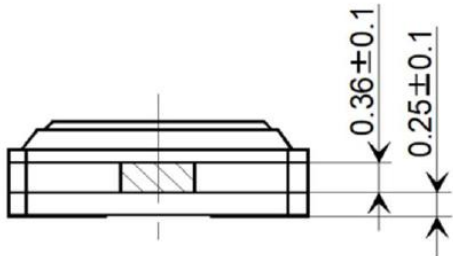
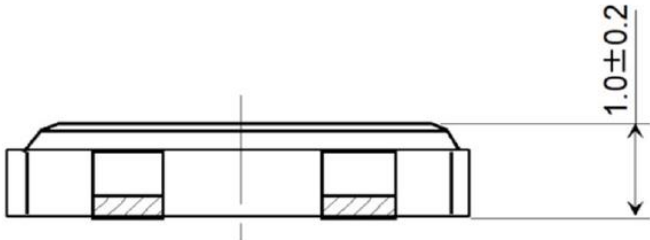
Unit : mm



2700
Terminal land connections

#1	STAND-BY
#2	GND
#3	OUTPUT
#4	V _{CC}

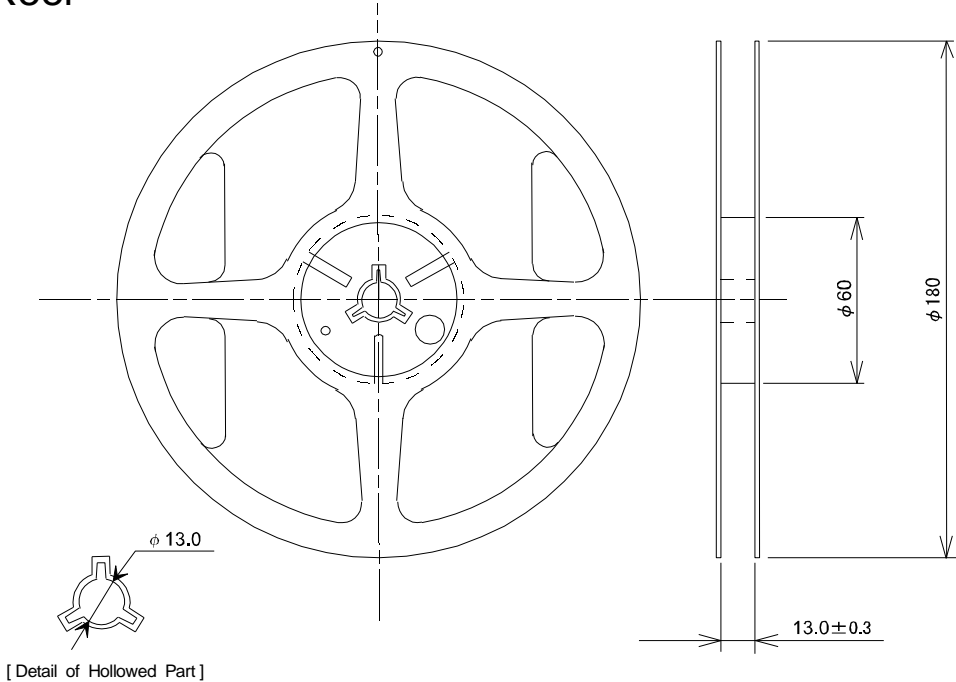
The coplanarity of PAD #1,#2,#3,#4 : 0.1mm MAX.



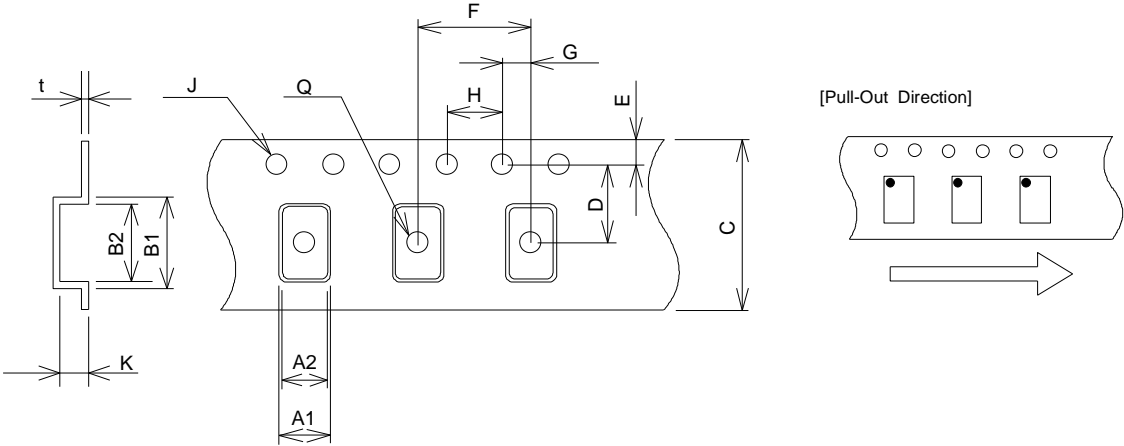
■ Taping and Reel Spec.

Unit : mm

Reel



Tape



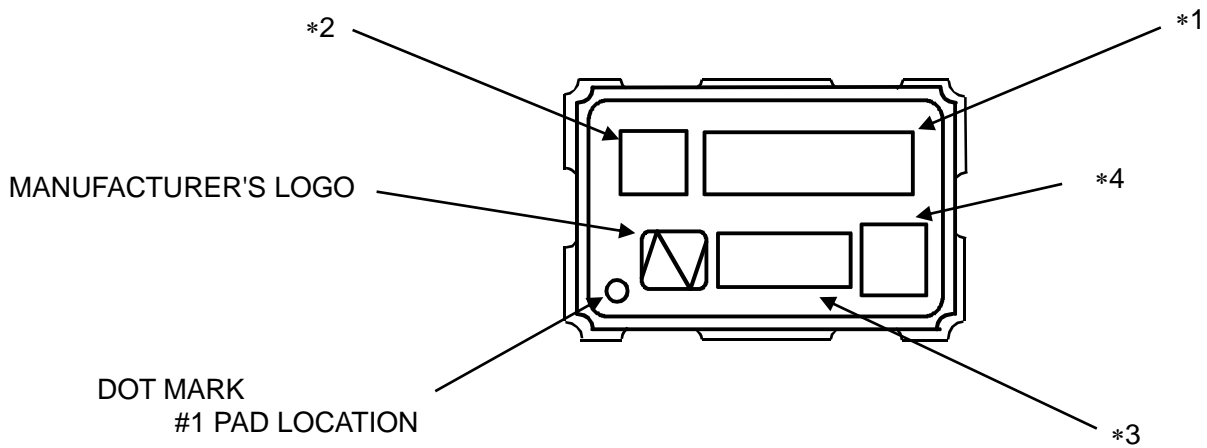
	A1	A2	B1	B2	C	D	E
Size	3.70±0.10	3.50±0.10	5.60±0.10	5.40±0.10	12.0±0.20	5.50±0.10	1.75±0.10
	F	G	H	J	K	Q	t
Size	8.00±0.10	2.00±0.10	4.00±0.10	1.50 ^{+0.1} ₋₀	1.40±0.10	1.50 ^{+0.1} ₋₀	0.30±0.05

10 pitch : 40.0±0.15mm

D and G are taken as the value between a pocket center

1000pcs MAX-Product Tape

■ Marking



*1 [FREQUENCY]

*2 [MODEL MARK]
2725T → T

*3 [WEEK CODE (Digit are three)]

*4 [Trace code]

Instruction Notice

1 Noise

When using this product, please insert a bypass capacitor between the power supply and GND.

(Closer to the product terminal is desirable.)

The bypass capacitor values shown in our specifications and drawings are for reference only.

(They are not guaranteed values.)

In actual use, please select the appropriate bypass capacitor value for your circuit.

NDK shall not be liable for any and all events resulting from or in connection with the use of this product in a manner that does not comply with the above instruction.

2 Resistance to dropping

The 2700 series is designed to be impactproof so that no damage occurs when dropped a height (75 cm) three times. However, if dropped from a desk etc., it is advisable to check their performance or contact us to check it.

3 Electrostatic protection

The 2700 series employ C-MOS ICs for the active element. Please use them in static-free environments.

4 High temperature

Normal operation cannot be guaranteed for the 2700 series at +125 °C (for 24 h). Be sure that the units are kept within the specified temperature range.

5 Cleaning

Basically, the 2700 series are applicable for ultrasonic wave cleaning. However, in some case, during ultrasonic wave cleanings, internal design may get damage. Please check condition carefully beforehand.

6 Other

The 2700 series are C-MOS applied products. And careful handling (same as with C-MOS IC) are needed to avoid electrostatic problems.

Incorrect PAD connection is cause of trouble. Please make sure to connect correctly as below.

#2 terminal → GND

#4 terminal → V_{CC}

Notes On Use

1 Even if the appearance color etc. of the product differs by purchasing the component parts by more than two companies, there is no influence on the characteristics and reliability.

2 IN THE CASE OF THE FOLLOWING ITEMS, WE ARE NOT RESPONSIBLE FOR WARRANTY / COMPENSATION.

(1) WHEN PRODUCTS OF THIS SPECIFICATION ARE USED FOR EQUIPMENT RELATED TO HUMAN LIFE OR PROPERTY, IT IS THE RESPONSIBILITY OF THE CUSTOMER TO CONFIRM THE INFLUENCE ON THIS PRODUCT AND EQUIPMENT TO BE USED BEFOREHAND, CONDUCT NECESSARY SAFETY DESIGN (INCLUDING REDUNDANT DESIGN, MALFUNCTION PREVENTION DESIGN, etc.), PLEASE USE IT AFTER SECURING SUFFICIENT SAFETY OF EQUIPMENT.

1.SAFETY-RELATED EQUIPMENT SUCH AS AUTOMOBILES, TRAINS, SHIPS, etc., OR EQUIPMENT DIRECTLY INVOLVED IN OPERATION

2.AIRCRAFT EQUIPMENT

3.SPACE EQUIPMENT

4.MEDICAL EQUIPMENT

5.MILITARY EQUIPMENT

6.DISASTER PREVENTION / CRIME PREVENTION EQUIPMENT

7.TRAFFIC LIGHT

8.OTHER EQUIPMENT REQUIRING THE SAME PERFORMANCE AS THE ABOVE-MENTIONED EQUIPMENT

- (2) IN CASES WHERE IT IS NOT INDICATED IN THE REQUESTED STANDARD AND IS USED UNDER CONDITIONS OF USE (INCLUDING CIRCUIT MARGIN etc.) THAT CAN NOT BE PREDICTED AT THE PRODUCTION STAGE.
- (3) WHEN USING ULTRASONIC WELDING MACHINE.(THERE IS A POSSIBILITY THAT THE CHARACTERISTIC DEGRADATION IS CAUSED BY THE RESONANCE PHENOMENON OF THE PIEZOELECTRIC MATERIAL.(EXAMPLE;CRYSTAL PIECE))
WE WILL NOT TAKE ANY RESPONSIBILITY FOR THE INFLUENCE OF THE CUSTOMERS' PROCESS.
SO, PLEASE SUFFICIENTLY EVALUATE AT A SAMPLE STEP WHEN YOU USE ULTRASONIC WELDING MACHINE.
- (4) USING RESIN MOLD MAY AFFECT THE PRODUCT CHARACTERISTIC.
PLEASE MAKE SURE TO TELL OUR SALES CONTACT WHEN YOU USE RESIN MOLD. WE WILL PERFORM INDIVIDUAL CORRESPONDENCE ABOUT A DELIVERY SPECIFICATION AND A EVALUATION METHOD.
IN ADDITION, IF YOU USE RESIN MOLD WITHOUT CONTACTING US, AND CAUSES DAMAGES AGAINST A CUSTOMER OR A THIRD PARTY, WE WILL NOT BE LIABLE FOR THE DAMAGES AND OTHER RESPONSIBILITIES BECAUSE WE CONSIDER IT IS UNDER SELF-RESPONSIBILITY USING RESIN MOLD.
WE WILL NOT TAKE ANY RESPONSIBILITY FOR THE INFLUENCE OF THE CUSTOMERS' PROCESS. PLEASE EFFICIENTLY EVALUATE AT A SAMPLE STEP WHEN YOU USE RESIN MOLD.
- (5) WHEN PERFORMING IMPROPER HANDLING THAT EXCEEDS THE GUARANTEED RANGE.
- 3 This product can not be used for equipment related to the safety of automobiles or equipment directly involved in operation.(example: air bag, TPMS, engine control, steering control, brake control etc.)

Notes on storage

- 1 When storing the product in high temperature and high humidity condition for a long time, product characteristics (solderability etc.) and packaging condition may be deteriorated. Please store product at temperature + 5 °C to + 35 °C, humidity 85 % RH or less. The product is an electronic component, so please do not storage and use, under a dewing state.
- 2 The product storage deadline is 12 months after delivery in unopened state. Please use within storage deadline. If you exceed storage deadline, please check the product characteristics etc, please use.

Handling of this document and other requests

Please refer to the " Site Guidance" on our website for the handling of information contained in this document. (<https://www.ndk.com/en/terms/>)