



Simple Packaged Crystal Oscillator


■ NP3225SCA Data Sheet (Differential Output SPXO)

Main Application

- For Automotive safety
(e.g., On-vehicle Camera, In-vehicle LAN/ Gateway)

Features

- Output Specification: HCSL
- Compact dimension: 3.2 × 2.5 × 0.9 mm
- Supply Voltage: +3.3 V
- Excellent low phase noise (Typ. 100 fs @156.25 MHz)
- Automatic mounting by taping and IR reflow (lead-free) are possible.
- Lead-free.
- Conforms to AEC-Q100/200
- Conforms to PCI Express3.0



RoHS Compliant
Directive 2011/65/EU
Directive (EU) 2015/863

Pb free

**AEC
Q100/Q200**

1. Item : Simple Packaged Crystal Oscillator
2. Type : NP3225SCA
3. Nominal Frequency : 100 to 170 MHz
4. NDK Spec. No. : See Table.1

5. Maximum Ratings

	Item	Ratings			Notes
		min	max	Units	
1	Supply Voltage	-0.3	+4.0	V	
2	Input Voltage	-0.3	$V_{CC}+0.3$	V	
3	Storage Temperature Range	-55	+125	°C	

6. Electrical Specifications

	Parameters	SYM	Electrical Spec.				Notes
			min	typ	max	Units	
1	Nominal Frequency	f_{nom}	100		170	MHz	See Table.2
2	Supply Voltage	V_{CC}	+3.3			V	See Table.1
3	Current Consumption (Operating)	I_{CC}			50	mA	at 25 °C
4	Current Consumption (Stand-by)	I_{ST}			30	μA	at 25 °C
5	Output Level	-	HCSL				
6	Load	R_L		50		Ω	
7	Operating Temperature Range	T_{opr}	-40		+105	°C	See Table.1
8	Overall Frequency Tolerance	$\Delta f/f_{nom}$	-50		+50	ppm	*1
9	Output Voltage	V_{OL}	-150		+150	mV	
		V_{OH}	+550		+880	mV	
10	Rise Time(t_r), Fall Time(t_f)	t_r/t_f			0.5	ns	0.175 to 0.525 V
11	Symmetry	SYM	40		60	%	at 50 % Waveform
12	Start-up Time	t_{su}			10	ms	
13	Phase Jitter	t_{pj}			1	ps	*2
14	Output Wave Form	-	Square wave				
15	Stand-by Function	#1 PAD input			#4, 5 PAD output		
		H level (0.7 V_{CC} to V_{CC}) or open			Operating		
		L level (0.3 V_{CC} max)			High impedance		

*1 Inclusive of Freq. tolerance (at 25 °C), frequency/temperature characteristics, frequency/voltage coefficient.

*2 Measured by Agilent E5052B. Offset frequency 12 kHz to 20 MHz, at 25 °C

Table.1 NDK Spec. No. List

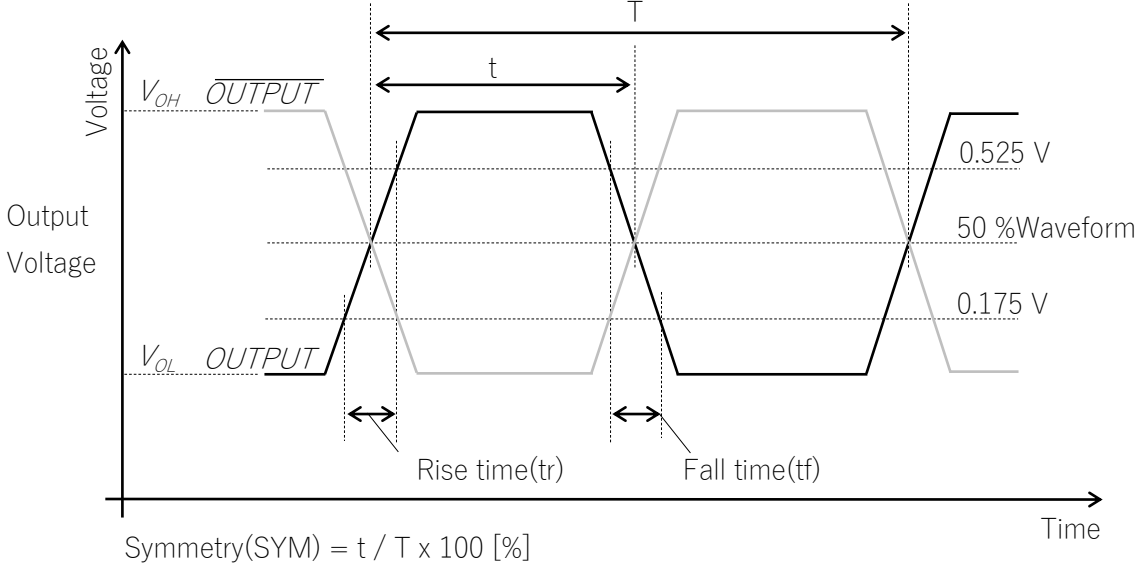
Nominal Frequency	Operating Temperature Range [°C]	Supply Voltage [V]
		3.3V ± 10%
100 to 170 MHz	-40 to +105	NSC5392B

Table.2 Supported Frequency List

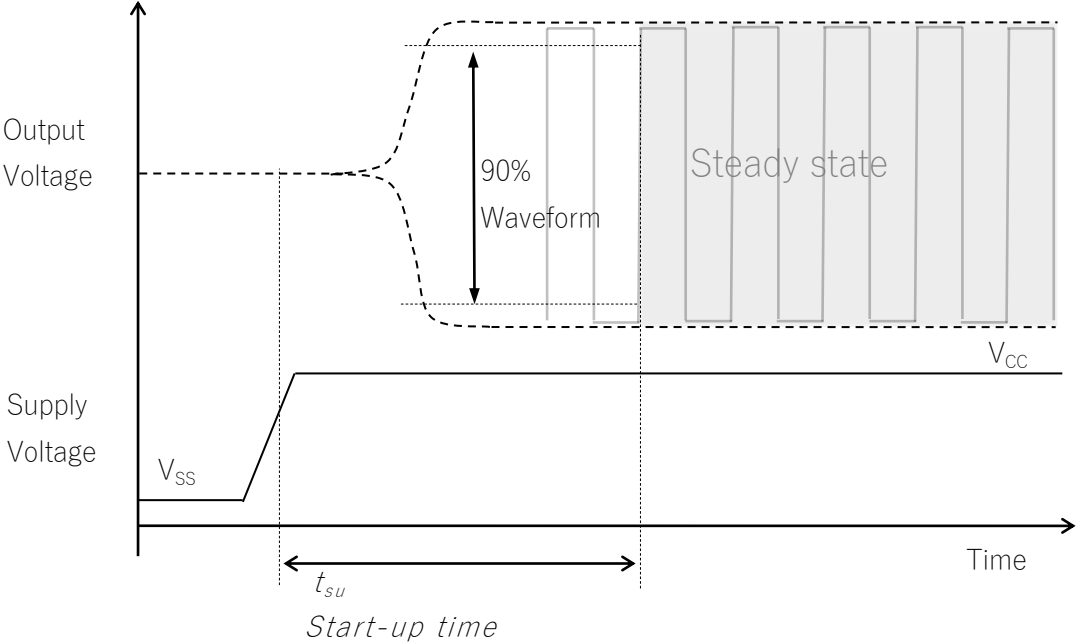
Nominal Frequency [MHz]	NDK Spec.
100	●
125	●
156.25	●

● is supported frequency.

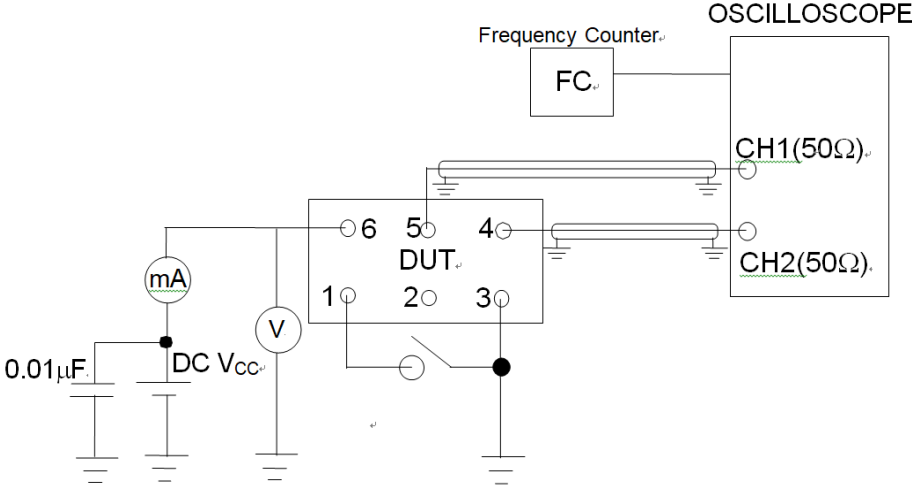
Output Voltage



Start-up Time

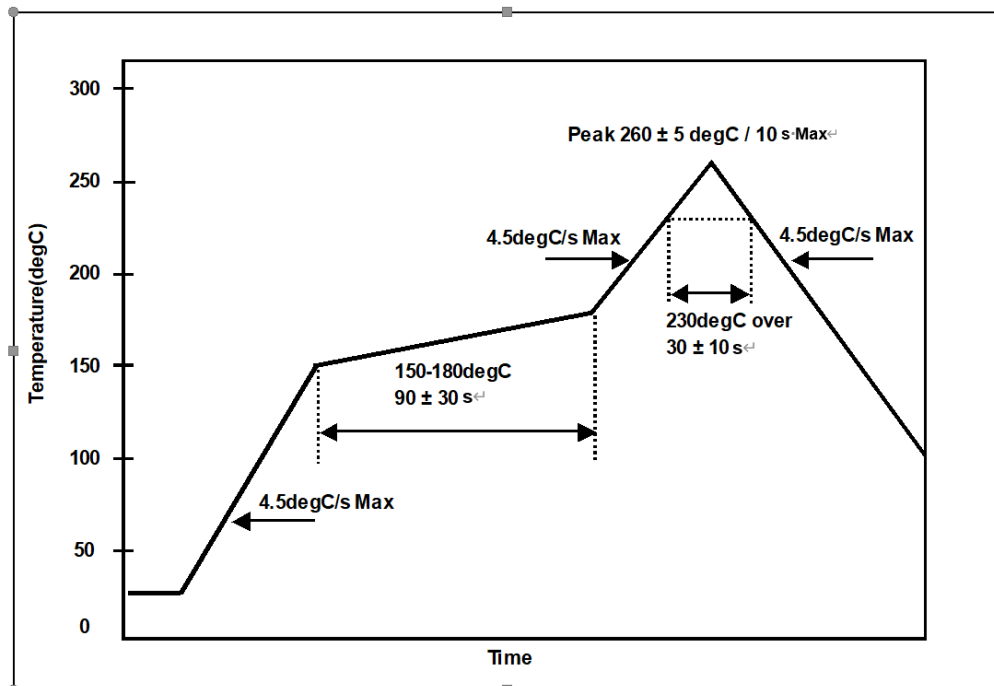


Measuring circuits



7. Prohibited items

Example For Soldering Conditions (The below graph corresponds to Pb free solder)



Be sure to use the product under the following conditions. Otherwise, the characteristics deterioration or destruction of the product may result.

(1) Reflow soldering heat resistance

Peak temperature: 265 °C, 10 s

Heating: 230 °C or higher, 40 s

Preheating: 150 °C to 180 °C, 120 s

Reflow passage times: 3 times

(2) Manual soldering heat resistance

Pressing a soldering iron of 350 °C on the terminal electrode for 3 s.

8. Electrostatic Discharge

MM: 200 V

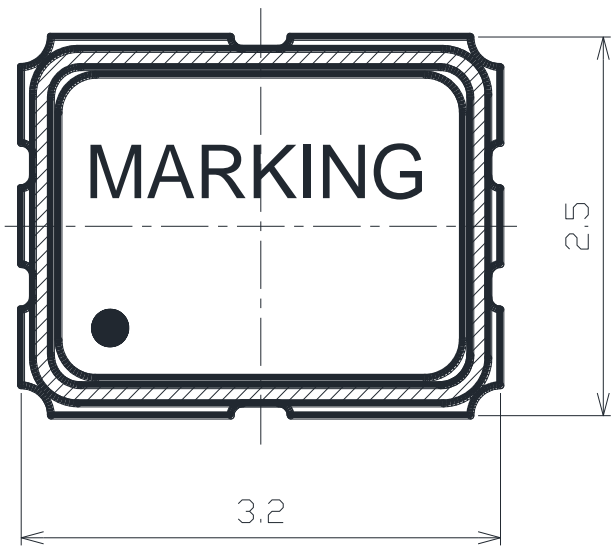
HBM: 2000 V

CDM: 500 V

■Dimension of External

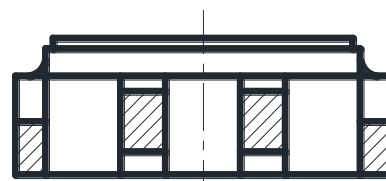
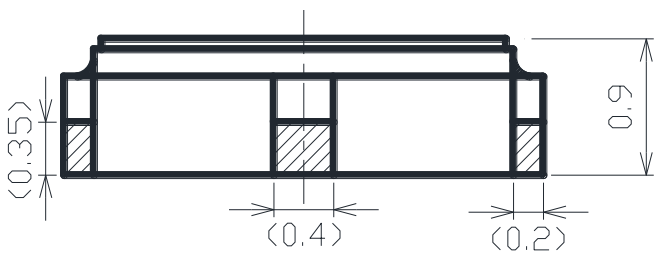
Unit : mm

Tolerance : ±0.1

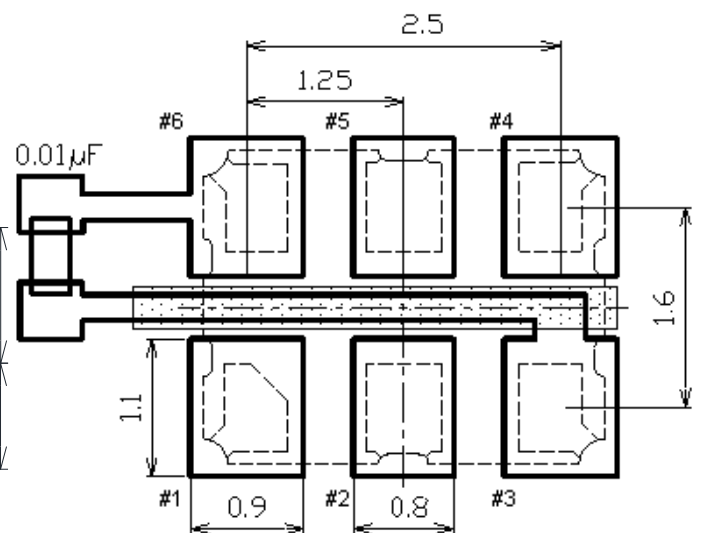
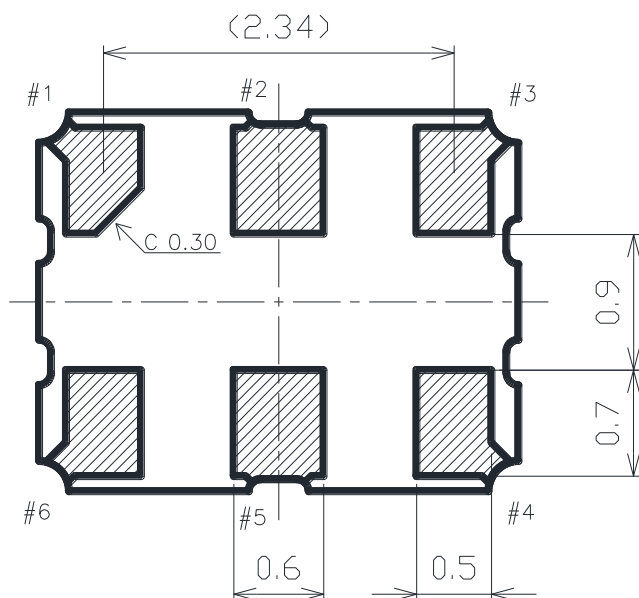


Terminal land connections

#1	Stand-by
#2	NC
#3	GND
#4	OUT
#5	OUT
#6	V _{CC}

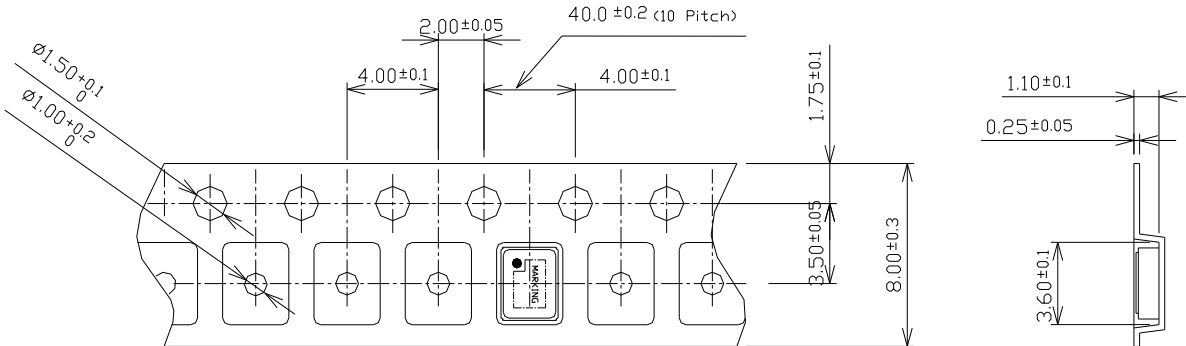


Land pattern (Recommended)



■ Taping and Reel Spec. (1/2)

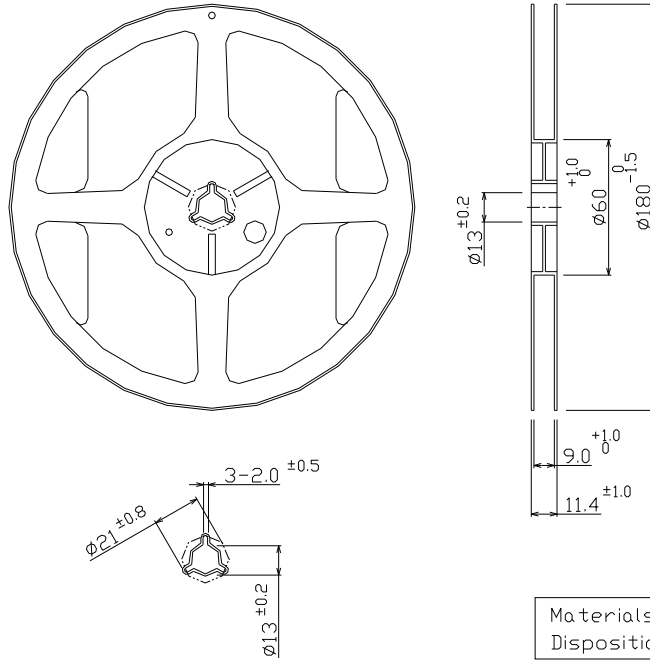
Unit : mm



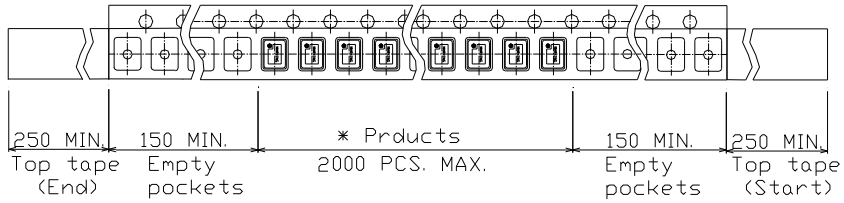
	Embossed carrier tape	Top cover tape
Materials	PS	PET + PE + Adhesive layer
Disposition	Antistatic	Antistatic

■Taping and Reel Spec. (2/2)

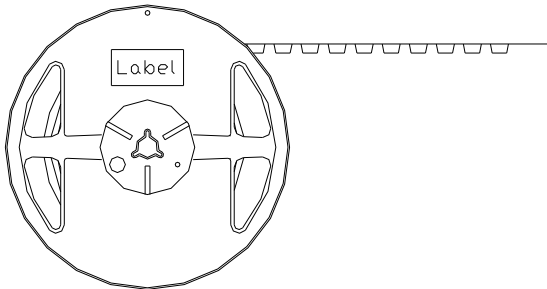
Unit : mm



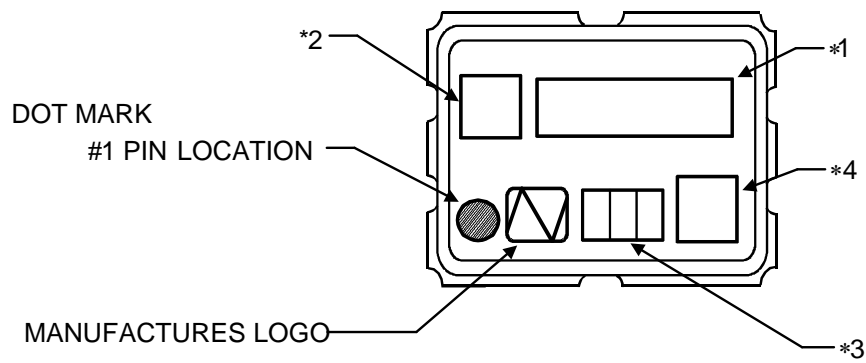
Materials : PS
Disposition : Antistatic



* There are no vacant pockets for this area.



■Marking



*1 [FREQUENCY]

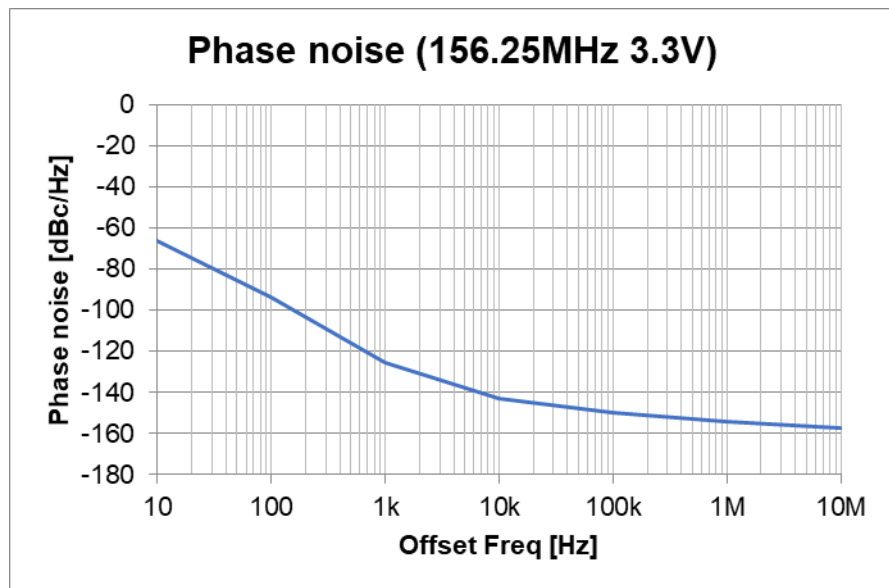
*2 [MODEL MARK]
NP3225SCA → C

*3 [WEEK CODE (Digit are three)]

*4 [Trace code]

■Data

- Phase noise



- Phase jitter : Typ. 100 fs (Offset frequency : 12 kHz to 20 MHz)@156.25 MHz, 3.3 V

Instruction Notice

1 Noise

When using this product, please insert a bypass capacitor between the power supply and GND.
(Closer to the product terminal is desirable.)

The bypass capacitor values shown in our specifications and drawings are for reference only.
(They are not guaranteed values.)

In actual use, please select the appropriate bypass capacitor value for your circuit.

NDK shall not be liable for any and all events resulting from or in connection with the use of this product in a manner that does not comply with the above instruction.

2 Resistance to dropping

The NP3225S series is designed to be impactproof so that no damage occurs when dropped a height (75 cm) three times. However, if dropped from a desk etc., it is advisable to check their performance or contact us to check it.

3 Electrostatic protection

The NP3225S series employ C-MOS ICs for the active element. Please use them in static-free environments.

4 High temperature

Normal operation cannot be guaranteed for the NP3225S series at +125 °C (for 24 h). Be sure that the units are kept within the specified temperature range.

5 Cleaning

Basically, the NP3225S series are applicable for ultrasonic wave cleaning. However, in some case, during ultrasonic wave cleanings, internal design may get damage. Please check condition carefully beforehand.

6 Other

The NP3225S series are C-MOS applied products. And careful handling (same as with C-MOS IC) are needed to avoid electrostatic problems.

Incorrect PAD connection is cause of trouble. Please make sure to connect correctly as below.

#3 terminal → GND

#6 terminal → V_{CC}

Notes On Use

1 Even if the appearance color etc. of the product differs by purchasing the component parts by more than two companies, there is no influence on the characteristics and reliability.

2 IN THE CASE OF THE FOLLOWING ITEMS, WE ARE NOT RESPONSIBLE FOR WARRANTY / COMPENSATION.

(1) WHEN PRODUCTS OF THIS SPECIFICATION ARE USED FOR EQUIPMENT RELATED TO HUMAN LIFE OR PROPERTY, IT IS THE RESPONSIBILITY OF THE CUSTOMER TO CONFIRM THE INFLUENCE ON THIS PRODUCT AND EQUIPMENT TO BE USED BEFOREHAND, CONDUCT NECESSARY SAFETY DESIGN (INCLUDING REDUNDANT DESIGN, MALFUNCTION PREVENTION DESIGN, etc.), PLEASE USE IT AFTER SECURING SUFFICIENT SAFETY OF EQUIPMENT.

1.SAFETY-RELATED EQUIPMENT SUCH AS AUTOMOBILES, TRAINS, SHIPS, etc., OR EQUIPMENT DIRECTLY INVOLVED IN OPERATION

2.AIRCRAFT EQUIPMENT

3.SPACE EQUIPMENT

4.MEDICAL EQUIPMENT

5.MILITARY EQUIPMENT

6.DISASTER PREVENTION / CRIME PREVENTION EQUIPMENT

7.TRAFFIC LIGHT

8.OTHER EQUIPMENT REQUIRING THE SAME PERFORMANCE AS THE ABOVE-MENTIONED EQUIPMENT

(2) IN CASES WHERE IT IS NOT INDICATED IN THE REQUESTED STANDARD AND IS USED UNDER CONDITIONS OF USE (INCLUDING CIRCUIT MARGIN etc.) THAT CAN NOT BE PREDICTED AT THE PRODUCTION STAGE.

(3) WHEN USING ULTRASONIC WELDING MACHINE.(THERE IS A POSSIBILITY THAT THE CHARACTERISTIC DEGRADATION IS CAUSED BY THE RESONANCE PHENOMENON OF THE PIEZOELECTRIC MATERIAL.(EXAMPLE;CRYSTAL PIECE))
WE WILL NOT TAKE ANY RESPONSIBILITY FOR THE INFLUENCE OF THE CUSTOMERS' PROCESS.

SO, PLEASE SUFFICIENTLY EVALUATE AT A SAMPLE STEP WHEN YOU USE ULTRASONIC WELDING MACHINE.

- (4) USING RESIN MOLD MAY AFFECT THE PRODUCT CHARACTERISTIC.
PLEASE MAKE SURE TO TELL OUR SALES CONTACT WHEN YOU USE RESIN MOLD. WE WILL PERFORM INDIVIDUAL CORRESPONDENCE ABOUT A DELIVERY SPECIFICATION AND A EVALUATION METHOD.
IN ADDITION, IF YOU USE RESIN MOLD WITHOUT CONTACTING US, AND CAUSES DAMAGES AGAINST A CUSTOMER OR A THIRD PARTY, WE WILL NOT BE LIABLE FOR THE DAMAGES AND OTHER RESPONSIBILITIES BECAUSE WE CONSIDER IT IS UNDER ELF-RESPONSIBILITY USING RESIN MOLD.
WE WILL NOT TAKE ANY RESPONSIBILITY FOR THE INFLUENCE OF THE CUSTOMERS' PROCESS. PLEASE EFFICIENTLY EVALUATE AT A SAMPLE STEP WHEN YOU USE RESIN MOLD.
- (5) WHEN PERFORMING IMPROPER HANDLING THAT EXCEEDS THE GUARANTEED RANGE.

Notes on storage

- 1 When storing the product in high temperature and high humidity condition for a long time, product characteristics (solderability etc.) and packaging condition may be deteriorated. Please store product at temperature + 5 °C to + 35 °C, humidity 85 % RH or less. The product is an electronic component, so please do not storage and use, under a dewing state.
- 2 The product storage deadline is 12 months after delivery in unopened state. Please use within storage deadline. If you exceed storage deadline, please check the product characteristics etc, please use.

Handling of this document and other requests

Please refer to the " Site Guidance" on our website for the handling of information contained in this document. (<https://www.ndk.com/en/terms/>)