


S510M804MB

■ Features

A frequency synthesizer equipped with a high-stability and low-noise OCXO, best suited for base stations requiring high-purity signals.

- Low-phase noise characteristic: -53 dBc max. as the integration value from 10 Hz to 1 MHz
- Wide frequency range: 510.292857 to 804.292857 MHz
- Highly stable signal source: $\pm 0.5 \times 10^{-6}$
- Frequency setting is possible with a rotary switch (6 MHz step).
- A product with characteristics best suited for digital terrestrial broadcasting (ISDB-T).



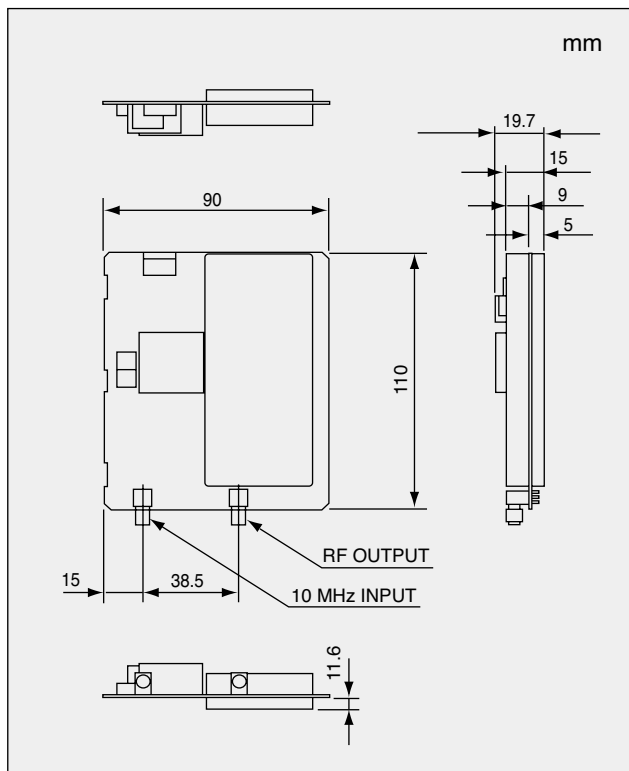
RoHS Compliant
Directive 2011/65/EU
Directive (EU) 2015/863

■ Standard Specifications

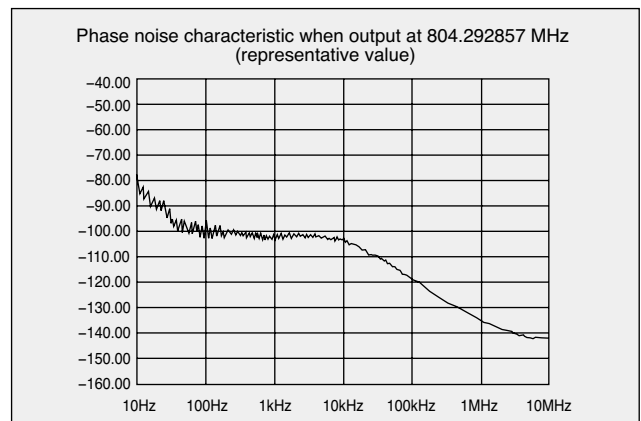
Item	Model	S510M804MB
Frequency Range		510.292857 to 804.292857 MHz (frequency variable width: 294 MHz)
Frequency setting resolution		6 MHz step (changeable with a rotary switch)
Frequency stability		Max. $\pm 0.5 \times 10^{-6}$
Aging characteristic		Max. $\pm 0.5 \times 10^{-6}$ /year (based on the frequency over 30 days)
Phase noise characteristic		Typ. -95 dBc/Hz at 100Hz Typ. -100 dBc/Hz at 1kHz Max. -55 dBc (Integrated 10Hz to 1MHz)
Output power		0 dBm ± 3 dB
Spurious characteristic		Harmonic: Max. -20 dBc Non-harmonic: Max. -70 dBc
External signal input frequency		10 MHz
Power supply voltage (consumption current)		+12 V (Max. 0.45 A)
Operating temperature range (°C)		-20 to $+60$
Dimensions		90 mm (width) x 19.7 mm (height) x 110 mm (depth)
RF interface		SMA-F connector
Control/power supply interface		DF11-12DP-2DS (manufactured by HIROSE ELECTRIC CO., LTD.)

The above specifications are standard for this NDK product. Custom-made specifications such as frequency stability and dimensions are also available. Please contact NDK sales with your enquiries.

■ Dimensions



■ Characteristics



Pin configuration (DF11-12DP-2DS)

* IC : Inter-connection

PAD	Connection
#1	GND
#2	IC
#3	PLL RESET INPUT
#4	REF ALARM OUTPUT
#5	IC
#6	IC
#7	IC
#8	UNLOCK ALARM OUTPUT
#9	RF LEVEL ALARM OUTPUT
#10	IC
#11	+12 V
#12	GND